

V2



WORK ZONE

Commercial Vehicle Outfitting



OUR STORY CONTINUES

Welcome to the Newest Edition of our DFW WORK ZONE CATALOG.

"Thanks for the business." Thanks to YOU, our customers, DFW Camper Corral is one of the largest dealers of truck bed covers, automotive accessories and commercial trucks and van equipment in the entire United States! Since our humble beginnings in 1978, we have delivered almost a quarter million truck covers, countless truck and auto accessories, upfitted thousands of commercial trucks and vans and have grown into four stores in Arlington, Dallas, Mesquite, and Fort Worth. Also, thanks to YOU, great things continue to happen at DFW Camper Corral. We have now moved into our new Arlington store at I-20 and Collins which is

also the new home for our corporate office and warehouse. We appreciate your continued patronage!

"Treat others as you want to be treated." This straightforward Golden Rule philosophy is what founders, Ed and Christine Abbott, believed in. In 1978, as newcomers among sixteen other camper top dealers, they opened the first DFW Camper Corral store on Division Street in Arlington, Texas. Their business flourished from day one and now, decades later, this Golden Rule attitude has clearly been the major reason for their company's success. After all, customers who are treated with respect and a pleasant business experience will

influence their family, friends, and neighbors to also shop with you!

"We must be doing something right." These values carry on today and still shape DFW Camper Corral relations with customers, employees, and suppliers. Ed and Christine's family and extended DFW employee family of fifty continue to grow. Our management personnel have been a part of the company over twenty years and our employees have an average tenure of at least ten years. DFW will continue our Golden Rule tradition and provide the best customer service and satisfaction while offering the newest and best products, accessories and equipment for your vehicle.

our DFW Family



DOING BUSINESS WITH DFW

WE HAVE ACCESS TO ALL MAJOR BRANDS

As an independent, we are not limited to our own factory warehouse or brand. We buy from them all, and as a result we are generally able to turn around trucks very quickly. Also, DFW is not plagued by cash flow or credit hold problems which can lead to costly delays.

QUALITY WORK

We get it...if your equipment is down, your truck is down, and you are not getting the job done. We get the work done, RIGHT, the first time.

FAST TURNAROUND

When we take possession of your vehicle, we will tell you when it is going to be ready. You won't have your new vehicles sitting around for days or weeks just waiting...

WE CAN INSTALL OR REINSTALL YOUR EQUIPMENT

We are able to remove existing and still working equipment from your existing fleet and then install on your new vehicles. And again, we can do it very, very quickly.

NATIONAL FLEETS

For most of our lines, we can arrange for delivery, installation, and any needed service across the country.

SERVICE AND PARTS

At DFW, we service what we sell, and even stock most common parts. We have access to and can order parts for most brands. If we can't get what you need, we will send you to someone who can help. We are that confident. If we do not have what you need, we will send you to someone who does.

OUR HOURS

9-6 Monday through Friday. Yes we are open on Saturday 9-4 with full staffing.

COMMON SENSE DISCLAIMER

Our commitment is to provide the very best in quality aftermarket accessories and professional service to you, our customer. However, there are certain factors out of our control. Any time that an aftermarket product is installed, the vehicle's painted, metal, and/or trim surfaces are going to be affected. Body part modification, drilled holes, clamp marks, rubbing, scuffing, abrasions, and adhesive residue are all part of the process of installation and use of these products. DFW Camper Corral is not responsible for any alterations or damage related to the sale, installation, or use of any aftermarket product. All product warranties are per manufacturer terms and conditions, and the customer is responsible for all owner required maintenance. Due to the many variations in paint color formulations, an exact paint match cannot be guaranteed but will be within established industry standards. DFW reserves

the right to apply a 25% restocking fee to any return of custom ordered merchandise.

COMMENTS, COMPLIMENTS, OR COMPLAINTS

We want to hear from YOU, our customer, about how we are doing – both good and bad. Log on to www.DFWCamper.com and click on the customer comment section to provide us with your feedback.

WE WANT YOUR OTHER CAR, TOO!

We aren't just truck and van equipment. We have something for your personal vehicles also...from pickups, to SUV's, to cars, DFW can make your car better! Ask for a complimentary copy of our DFW Destinations Restyling Catalog.

**NATIONWIDE INSTALLATION
& SERVICE IS AVAILABLE.**

Like Us on Facebook!
for Special Deals & Exclusive Offers



Alarms & Securitypg 15

Keyless Entries, Alarms, Remote Starts, Crime Stopper, Clifford, DEI, Python

Bed Covers & Tonneau Coverspg 6

Undercover, ActionKover, ARE LS2, Snug TC, Snug RL, Extang, TonnoPro, Access, Bak G2

Bed Protectionpg 7

Duraliner, Pentaliner, Bed Rug, Toff Spray-In Liners, Bed Mats

Cargo Managementpg 12

Bed Rails, Bed Caps, Bedslide, Cargo Nets, Cargo Bars, Tie Downs, Bed Extenders, Headache Racks, 5th Wheel Tailgates, Tailgate Locks

Decals, Lettering & Graphicspg 23

Electronicspgs 14-15

Cruise Control, Power Door Locks & Windows, Remote Start, Bluetooth, Radar Detectors, iPods, Speakers, Amps, Head Units, Satellite Radio, Navigation

Fire Extinguisherspg 13

Floor Liners & Matspg 13

WeatherTech

Grille Guards & Bumperspg 16

Bull Bar, Westin, Aries, Iron Cross, Luverne, Stampede, AVS, Carriage Works, Putco

Hitchespg 20

Valley, Curt, Drawtite, B&W, Thule, Hidden Hitch

Interior & Mobile Officepg 13

Eclipse, Sunshades, Cell Phone Cups, Seat Covers, Steering Wheel Covers, Computer Consoles

Power Inverterpg 14

Racks - Truck/Vanpgs 8-9

Weather Guard, RKI, Westin, Paramount, Kargo Master, Ranch Hand, Bully, Cattleman

Seat Coverspg 13

Covercraft

Step Bars & Running Boardspg 17

Westin, Iron Cross, Aries, Luverne, AMP Power Steps, DeeZee

Strobespg 15

Suspensionpg 22

Tailgate Liftspg 12

Tommy Gate, Anthony

Tool Boxes & Auxiliary Fuel Tankspgs 10-11

Weather Guard, RKI, Titan, Dee Zee, UWS, Pro Max, K&W

Trailerspg 21

Streme, Carry On

Van Equipmentpgs 18-19

Racks, Bulkheads, Shelving, Ranger, Weather Guard

Window Tintpg 13

LLumar

Work Tops & Camper Shellspgs 4-5

ARE, Snugtop



Truck Restyler of the Year

Truck Accessory Retailer of the Year

FOUNDING MEMBER: Truck Cap Industry Association (TCIA)

Truck Cap Accessory Association (TCAA)

Light Truck Accessory Association (LTAA)

2 x Consumer Choice Award Nominee

**FROM FLEETS OF ONE,
TO WHATEVER...**

<ul style="list-style-type: none"> • Auto Dealerships • Carpenters • Contractors • Construction • Couriers • Electricians • Exterminators • Farriers • Fleets • Freight Haulers • Glazers • Government Agencies • Guides • Handymen • HVAC 	<ul style="list-style-type: none"> • Insurance Adjusters • Landscapers • Law Enforcement • Leasing Companies • Municipalities • Oil Field Trucks • Painters • Plumbers • Rental Companies • Roofers • Sales Vehicles • Security Companies • Service Companies • Surveyors • Vets
---	---

**...DFW CAN TAKE CARE OF YOUR
BUSINESS, ONE VEHICLE AT A TIME.**



When your truck bed is your biggest tool box, you need a product that can handle the workload that you are going to put on it. At DFW we have the answer, from recreational use to "Heavy Duty". In fact some of these extreme units are actually tougher than the trucks they sit on, and designed to last through multiple vehicles. These are serious work tops for serious work. Our fleet specialists can guide you and your company through the selection and installation process, all based on your needs.



ARE DCU Series - Deluxe Commercial Units



With over 200 variations to choose from, you can create the perfect cap to fit your work needs. Our rugged, fully welded frame construction offers years of durable service, no matter what the weather or job. There's a reason that the A.R.E. DCU Series is the only truck cap that received a 10 out of 10 rating by Handyman Magazine readers.



SnugPro by SnugTop

A segment-leading design in commercial truck caps starting with the unique recessed fiberglass side doors and hardware that is as sleek and sophisticated as it is durable and functional - not found on any other commercial cap on the market today! This new heavy-duty line of fiberglass caps offers optimum worksite efficiency.



SnugPro XL by SnugTop

The new SnugPro XL Commercial Topper by SNUGTOP is designed to maximize the use of work trucks. It features the strength of much heavier steel and aluminum toppers, but due to its weight-saving fiberglass construction, the truck's maximum load carrying capability is left for hauling tools and equipment. Plus, the dramatically reduced weight of the SnugPro XL helps deliver improved fuel economy resulting in a smaller carbon footprint.





CLASSIC

The SpaceKap Classic is the ultimate toolbox if you're a small contractor or a large fleet operator. The combination of a full-size pickup with a SpaceKap Classic will favorably replace a van as a service truck.

SPACE KAP

Eight unique SpaceKap models offer solutions for various industries and load capacity needs. SpaceKap products are self-contained mobile units constructed of double-sided fiberglass walls – insulated to avoid condensation inside the unit – as well as a reinforced floor and stainless steel hardware. They offer unmatched durability and versatility.

The SpaceKap slip in utility body represents the ultimate alternative to commercial vans. They are completely customizable. The SpaceKap can be installed or removed in a matter of minutes and its universal fit to most pickup trucks provides enhanced value.



COMPAK

The COMPAK is the innovation awaited by the industry which combines aggressive lines and a low roof line for added access to low area places. With its incorporated side utility doors and its LED lights, the COMPAK will meet and exceed the requirements in a variety of trades within today's market.



DIABLO

The DIABLO is a unit which possesses the most interior volume in the industry and great aerodynamics at the same time. With natural lighting coming from a skylight configuration in the front section and its 40/60 rear doors, the DIABLO is what others will use as a reference in the industry.



The A.R.E. Site Commander commercial truck cap is made from fiberglass construction to create a lightweight yet durable truck cap that offers storage and organization to fleets.

- Wide-opening rear doors allow for easy loading and unloading of full-size plywood and drywall
- Addition of a BEDSLIDE sliding cargo tray allows for easy access to your entire truck bed
- Comes standard with a reinforced roof capable of accommodating most brands of commercial ladder racks
- Features a cored roof and doors for increased strength and stiffness
- Front and rear sections of the truck cap are model specific to provide a more custom look



PUT A LID ON IT

flat lids & tonneau covers



Not all jobs call for camper or worktops, and possibly you need more bed accessibility and/or better driving visibility. At DFW we offer several different products that offer partial to full bed coverage. In most cases, we can even cover the area behind a toolbox.



LSII Series

The LSII Series offers truck specific styling, premium components, and a unique lift assist system for user friendly opening and closing. This industry leading tonneau cover is a best seller, and for good reason.



These premium Retractable Truck Bed Covers work with our Commercial Rack Systems. These covers install easily without drilling on most models.



BEDLOCKER™

Electric Retractable Tonneau Cover



Spring-Action Retractable Tonneau Cover



All Metal Spring-Action Retractable Tonneau Cover



BakFlip G2

If you're looking for a tonneau cover that's secure, good looking, low profile, easy to install, easy to operate and as functional as you could ever wish a tonneau cover to be, then the BakFlip G2 is likely your best bet.



BakFlip HD

The BakFlip HD is a heavy duty tonneau cover designed to deliver on all levels. The BakFlip HD is a sleek, stealth truck bed cover with upgraded, flush designed hinges for superior water resistance.

For Utility Beds



Service body trucks can easily be equipped with a convenient tonneau cover for secure and attractive storage of tools and equipment. Just flip the switch located in a locked compartment, and the Utility Bedlocker retracts into a canister at the front, allowing full access to the bed.

Works with Existing Toolboxes!



If you are looking for a tonneau cover that will work with your toolbox, we have the perfect covers for you: the Access Toolbox Tonneau Cover!





The bed on a working truck takes a real beating. And, the bed on any truck is the most abused area on the entire vehicle. We offer a full selection of bed protection products, designed to minimize damage and in many cases, can help reduce cargo shifting.



A pickup truck isn't just transportation. It's your trusted sidekick. Take care of it with protection you can trust—the Duraliner™ truck bedliner, one of the most reliable names in bed protection since 1979.

- Smooth skid resistance that protects your truck and cargo better
- Durable, UV-protected material – Looks great and prevents dents and scratches
- Custom molded to fit your truck
- Rib design for efficient water drainage
- Patented functionality – including board holders and cup holders
- Available in under-rail and over-rail models to meets all your protection needs
- Your complete satisfaction guaranteed with Penda's NO HASSLE warranty.



BEDRUG

LOOKS & FEELS LIKE CARPET

Made of 100% polypropylene, the BedRug bed liner protects your truck and provides an ultra tough work surface. BedRug is water and stain resistant. Holds up to bleach, oil and even battery acid!



Bed Mats

An easy way to protect your investment in your truck. While protecting it also prevents loaded items in the bed from shifting with its non-skid surface. - Protects your bed and keeps cargo from shifting - High-strength, cord-enhanced that resists most chemical spills and will not crack, rust or break - even in extreme temperatures - Rubber cleats on backside help keep mat in place and allow water drainage



BEDTRED

BEDTRED OUTPERFORMS SPRAY-IN/DROP-IN LINERS

Get the look of a spray-in bedliner without damaging your truck bed finish. BedTred offers features superior to any spray-in liner, including dent & cargo protection, quick & easy install and a lifetime warranty. The textured anti-skid surface is UV resistant and surpasses any other liner on the market today.



Spray-On Bedliners

A TOFF® sprayed-on bedliner conforms to any type of surface; so that means that no matter what type of truck you have, you can make sure that your bed will always be protected against the environment. With an always clean finish, a TOFF® sprayed-on bedliner protects your investment for life.





Whatever your rack needs-hauling-storage protection-light bar-or recreation, we have a rack that will fit your truck as well as your needs. We have more to offer than the manufacturer company owned stores and are your "one-stop" shop for your commercial needs.



weather guard

Aluminum Ladder Racks

Our FAST TRACK® System is designed for quick assembly and installation and works great with bedliners because it mounts on the bed rails. Our WEEKENDER® Ladder Racks are easy-on, easy-off, side mounted, and ideal for the person who occasionally needs to carry a ladder or long material — like a kayak or canoe. Our ATR™ (Aluminum Truck Rack) is fully anodized, mounts to the top of bed rails, and fits both full-size and compact pickup trucks!



PARAMOUNT

RESTYLING

Paramount Restyling knows that you have to work hard, and then you have to play hard. That's why the company manufactures accessories that will allow you to equip your truck or van to do both.

**Compact Truck
Contractors Rack**

**Heavy Duty Full Size
Contractors Rack**



HDX

HEAVY DUTY

WESTIN

HDX Ladder Rack

The HDX Ladder Rack is a commercial grade truck bed product with multiple configuration usage. A single unit can be used in conjunction with a headache rack, or two ladder racks without a headache rack on a single side, or 4 units with two on each side. Units are sold separately.

KARGO MASTER

The Pro II Van Cargo Rack is a full-length van cargo rack that transports everything from plumbing supplies, to carpet rolls to your job site with safety and style.



Pro II Ladder Rack

The Kargo Master Pro II Series Truck Ladder Rack is one of the toughest heavy-duty racks in the market. The Kargo Master Pro II Series Truck Rack is built with 2" diameter round steel tubing that has a 1,700 lb. loading capacity. The sleek round tube design significantly reduces wind drag and noise and creates a uniform load distribution that results in a sturdier rack. All Kargo Master truck racks are treated with zinc primer and marine grade powder coat to achieve excellent corrosion and UV resistance.



weather guard

PARAMOUNT
RESTYLING

KARGO MASTER

Westin
HEAVY DUTY

BULLY

CATTLEMAN

RKI



RKI Headache Racks

RKI Window Grilles, Rear Grilles and Ladder Racks are built of heavy duty steel with polyester powder coat finish to provide many years of dependable service.




Cab Protectors

WEATHER GUARD® PROTECT-A-RAIL®

Cab Protectors are designed to protect the cab of the pickup from shifting loads in the cargo area and provide heavy-duty cab protection. Our custom-fit installation kits feature a new mounting bracket that requires only one hole in the front rail and two holes in the side rail of the truck bed. We have headache rack models to fit both full-size and compact pickup trucks, so you can customize your PROTECT-A-RAIL Cab Protector to match both your truck and your trade.



RANCH HAND
TRUCK ACCESSORIES



Western Hauler

Ranch Hand's Hauler comes standard with lights and is made of heavy duty square tubing and is available fully louvered or widow cut. Headache racks help keep your cab cooler by

keeping direct sunlight off your rear window and protects you and your rear glass from objects being hauled in the truck bed. It must be installed with short or long rails.



Headache Rack




Looking for something that will protect the back of your cab and rear window? The NEW Fleet Headache Rack takes away unnecessary headaches. Made from a thick steel frame, Fleet Headache Racks are available in a Louvered or Screen style rack. This is the industry's BEST VALUE headache rack.



HDX Headache Rack

The HDX Commercial Grade Headache Rack protects your rear window from potential damage from shifting cargo. Welded tie-off hooks for securing your load are standard on all applications. Angled louvers keep sunlight out, the cab cool, and prevent UV damage to your interior all while allowing unobstructed visibility. Four mounting tabs give you the option of adding safety lights or accessories. Accommodates all major brand tool boxes. 2" diameter round top tube makes it easy to slide ladders & cargo. Includes complete mounting hardware for simple, bolt-on installation. Heavy duty black or white powder coat finish.



THINKING PAST THE BOX tool boxes & auxiliary fuel tanks

Here is an infinite variety of boxes and related products available for your truck and van. At DFW, again as a family owned independent upfitter, we have access to all lines of boxes and tanks. Just tell us your needs, and we will find the right solution for you and your truck.




RIKI

RIKI truck boxes are built to withstand tough conditions. Truck boxes are available in a variety of designs, with side-opening doors, full length lids, and double lids. Low side truck boxes mount along the side of the bed rail with a spring assist lid opening for convenient access. Upper side truck boxes mount above the bed rail or fit any flat application. Topper compartment boxes are ideal for general applications such as flatbeds or on top of a service body.



weather guard

PACK RAT



Designed for heavy loads, WEATHER GUARD® PACK RAT® Drawer Units were also designed with modular shelving applications in mind. Have your equipment waiting for you as soon as you open the door. These heavy-duty pull-out drawer units can be mounted inside the side or rear doors. They offer easy access to hundreds of pounds of tools and supplies while leaving floor space open for hauling materials or moving in and out of the vehicle.


With two independent covers, WEATHER GUARD® Cross Boxes offer easy access from either side of the truck and can be used separately or in combination with Lo-Side Boxes and Super-Lo Boxes. Cross boxes come in different sizes and styles to match both your truck and your trade. All WEATHER GUARD Aluminum and Steel Cross Boxes are built with the same tough features to keep your tools safe and secure.



Gull Wing



WEATHER GUARD® Fuel Transfer Tanks are designed specifically for transferring diesel fuel only, from the bed of a pickup truck to remote or heavy equipment. Constructed of heavy 14-gauge steel, the interior baffles prevent fuel sloshing, provide extra reinforcing, and the fill tube is reinforced with length that allows for tank expansion. Transfer tanks fit with most bed liners, WEATHER GUARD Cross and Saddle Boxes, and come in several capacities to fit your usage.



- K&W chest boxes are available in a variety of sizes & lengths
- Crown lid, paddle latches, & 2 shocks
- 400 Series with tray
- 400 and 550 series available with slanted front for short beds & imports



Your Truck Storage System Source

Undercover's™ patented SwingCase is a must have accessory for every truck owner.

BOLT

BREAKTHROUGH ONE-KEY LOCK TECHNOLOGY

Ask about having your toolbox locks keyed to your truck keys!



THINKING PAST THE BOX tool boxes & auxiliary fuel tanks



Dee Zee Tool Box - Topsider provides handy storage on top of your truck's bed rail. Constructed of durable Brite-Tread aluminum. Drop-down doors provide quick access to your tools. Standard features include locking stainless steel T-handle latches, C-Channel leak-proof design, incorporating a one-piece neoprene rubber bulb seal.



HAMMER HEAD TRANSFER TANK - BLACK ALUMINUM



Dee Zee Transfer Tanks - A safe and convenient means for transporting non-flammable liquids. Constructed of heavy gauge Brite-Tread aluminum with black powder coat finish with radius curve design eliminating unnecessary welds. Tanks feature 3 stability baffles, lockable cap, .375" drainage plug, and venting coupler. Tanks are intended for private use (non-commercial). Not designed for use as an auxiliary fuel system. Not for use with gasoline. Does not meet title 49 of the United States Federal Registry.



Dedicated to professional workers and tradesman, UWS offers a complete assortment of commercial storage and carrier solutions at a great value. For the workman looking for tough well-built storage and carrying solutions, that are as hard-working as you are. Tough. Reliable. USA Made.






Heavy-Duty tanks are designed to transfer non-flammable liquid to on-site vehicles and equipment. Optional chests integrate with the tanks providing added storage without reducing truck bed space.

FILL-RITE

The Fill-Rite DC Fuel transfer pumps give you the reliability and pumping power wherever you need it. From portable use to tank and barrel mounting, 12 volt pumps make transferring fluids safe and trouble-free.



Bigger, better, faster...

Now Gen 5 TITAN™ Tanks come in a new, improved "Super Series" for selected applications. For most vehicles the "Super Series" tanks are larger than ever before, fill more quickly and represent a new level in quality, features, and innovation.

A TITAN™ extra large capacity fuel tank may more than double the range of the original equipment tank. Now more than ever, being 400 miles away from the nearest fuel station is no worry!



ProMaxx toolboxes are the standard in rugged, weather resistant toolboxes. These boxes feature a structured lid design which has an outer shell, an insulating middle layer, and a unique reverse-beveled-edge lid liner. The combination of these three layers create the strongest, most rigid aluminum lid in its class. To match the strength of the lid, our toolboxes feature a high-strength body with wider top rails.

ProMaxx transfer tanks are designed for the toughest of operating environments. Whether the job is big or small, with ProMaxx, you can do it all.





Sometimes it's the little things that you really need, to hold down and secure "the big things" from rolling all over your bed or cargo area. At DFW, we have a myriad of ways to tie down your load.

BEDSLIDE

GET MORE out of YOUR TRUCK

BEDSLIDE is simply the easiest way to load and unload your truck. It turns your truck bed into a sliding drawer. BEDSLIDE is about efficiency —minimum time and energy for maximum results. BEDSLIDE is all about getting the job done right. There is a BEDSLIDE model to fit almost any truck, van, or SUV to make loading, transporting, and accessing your freight simple and safe. Each BEDSLIDE can be adapted with custom boxes, racks or dividers. Plus, our riv-nut mounting system makes installation and removal a cinch. Manufactured in the U.S.A., BEDSLIDE has built its reputation on precision craftsmanship, dependability and durability.




Durable, No Rust Sliding Truck Bed Systems

Most sliding truck bed systems leave your truck bed looking like Swiss cheese thanks to all of the drilling during installation. The sliding truck bed systems at ATC Truck Covers preserve your truck bed thanks to its innovative no-drill bracket system. If you prefer a drilled installation, we also have that too. Our sliding truck bed systems are perfect for anyone who hates crawling into their truck bed to get those hard-to-reach items. Our systems come with triple stage ball bearing slides for a smooth sliding system.



PACK RAT



Designed for heavy loads, WEATHER GUARD® PACK RAT® Drawer Units are also designed with modular shelving applications in mind.

Have your equipment waiting for you as soon as you open the door.

These heavy-duty pull-out drawer units can be mounted inside the side or rear doors. They offer easy access to hundreds of pounds of tools and supplies while leaving floor space open for hauling materials or moving in and out of the vehicle.

Tailgate Lifts



Tommy Gate offers cargo handlers the smoothest action and toughest durability of any railgate in its class. By utilizing a steelroller and leaf-chain pulley system, this medium-duty rail is ideal for high-cycle applications in any environment. Using the highest quality components while placing a priority on function and safety, Tommy Gate is proud to present the elite medium-duty railgate.



Original

a customizable rugged design and quick installation



Lightduty

35% lighter than the Original with 500 lbs weight capacity

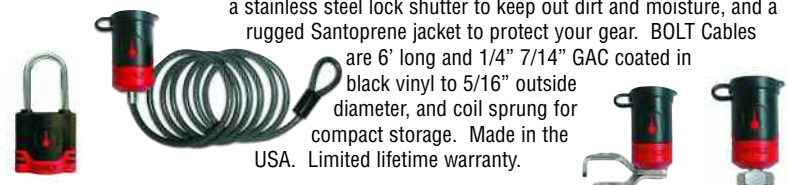


Composite

20% lighter than the Original, but with the same weight capacity



The only Cable Lock that will open with your car key, BOLT Cable Locks feature a solid zinc core, automotive grade cylinder with patented 6 plate-tumbler sidebar to prevent picking and bumping, a stainless steel lock shutter to keep out dirt and moisture, and a rugged Santoprene jacket to protect your gear. BOLT Cables



are 6' long and 1/4" 7/14" GAC coated in black vinyl to 5/16" outside diameter, and coil sprung for compact storage. Made in the USA. Limited lifetime warranty.

With all of this work truck on the outside, we sometimes forget what we can do for the inside of a vehicle, making the cab space more comfortable and usable for those that are working out of their work truck (or work car). We can tint your windows, add a desk, add an inverter, protect your seats and floors, and a whole lot more.



Weather Tech



The WeatherTech® All-Weather Floor Mats have deeply sculpted channels designed to trap water, road salt, mud, and sand. They won't curl, crack, or harden in sub-zero weather. Our All-Weather Floor Mats also have anti-skid ridges to prevent shifting in your vehicle and come with a protective, non-stick finish to make cleanup quick and easy. WeatherTech® All-Weather Floor Mats meet FMVSS302 and are manufactured to ISO 9001 standards, your assurance of quality.



LLumar automotive window tint can enhance your vehicle's appearance, reduce heat and glare to provide a more comfortable interior, and offer valuable protection against the unexpected. Look cool and feel even cooler with custom tinted windows featuring superior-quality LLumar window film.

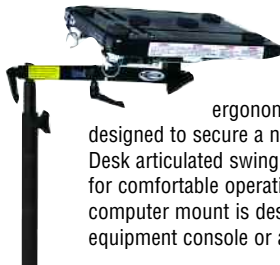


Cargo Liners

In the quest for the most advanced concept in floor protection, the talented designers and engineers at MacNeil® Automotive have worked tirelessly to develop the most advanced DigitalFit® floor protection available today!



Computer Consoles



The Jotto Desk computer mount is an ergonomic, multi-adjustable swing arm desk designed to secure a notebook computer in a vehicle. The Jotto Desk articulated swing arm enables you to pull the desktop over for comfortable operation, reducing back strain. This Jotto Desk computer mount is designed to mount to the side of your equipment console or any other flat, angled, or vertical surface.



Keep your seats looking new for years with slip-on SeatSaver seat protectors. Custom fitted, they provide protection from sun, dirt,



outdoor fun, and abuse during the workweek, to help keep your seats looking new. Travel in comfort - breathable, heavy duty polycotton fabric won't give you that "sticky" feeling that neoprene or vinyl seat covers will. If the SeatSavers become soiled, just throw them into your home washer and dryer and then slip them back on.



Our goal is to provide our customers with quality fire extinguishers at a great value. In pursuit of this, we manufacture all our products in the U.S.A. We mill and blend our own dry chemical agents, machine the component parts, assemble and then test our units to the highest quality standards.



eclipsesunshades.net



We all know what the summer sun means for you and your vehicle - damaged leather interiors and unbearable heat. If you own a car, truck or van and live in a place that has at least 1 sunny day a year, you NEED the Eclipse Sunshade. The Eclipse Sunshade has been manufactured for nearly 20 years and is the original retractable and self-storing car, truck, and auto windshield shade.



DFW can sell and install many of the popular factory options that don't always come on fleet and work vehicles. In many cases, these products are from the very same manufacturers that make the very same products for the OE's.

Satellite GPS Navigation & Vehicle Tracking



TomTom's ONE XL is the wide-screen version of the TomTom ONE. Priced at around \$400, the updated ONE XL sports a 4.3" wide display and adds support for TomTom's real-time traffic service.



Power Windows & Door Locks



Colibri Universal Power Window Kits are patented design, universal power window kits that essentially can be installed on any vehicle originally equipped without power windows. The name COLIBRI is recognized throughout the world for its quality and ease of installation.

Power Inverters

Provides household power on the go! It converts battery power to 120 V AC household power, allowing you to power up office equipment and household appliances from your vehicle. It also has a USB output, ideal for using/charging most small video games, an iPod®, a BlackBerry®, mobile phones, and many more USB devices. Direct-to-battery cables are included.



Back Up Sensors & Cameras



RearSight® Universal Automotive Backup Camera Systems by Rostra. Today's drivers are more safety conscious than ever. With the popularity of SUVs, trucks and larger vehicles, blind areas behind and beside the vehicle are an increasing problem. Sophisticated technology now makes it affordable for drivers to have an added dimension of safety. A RearSight® Automotive Backup Camera System makes backing up easier and the driver less prone to accidents. Nearly every kind of vehicle can benefit from a RearSight Camera System. And with the many systems and options Rostra offers, RearSight is sure to be one of the most desirable safety products in the aftermarket.



Stereos Speakers & Amps



Alpine Electronics of America, Inc., is the industry-leading manufacturer of high performance mobile electronics, founded in 1978. Alpine is the only manufacturer specializing in mobile multimedia, an integrated system approach incorporating digital entertainment, security and navigation products for your mobile entertainment.



INA W900



IDA X305S



KENWOOD



Compass Temperature Homelink Mirrors



HomeLink®

Ordinary rear view mirrors are a pale reflection of this fully-loaded K31 Auto-Dimming Rear View Mirror. The K31 Auto-Dimming Rear View Mirror detects dangerous rear-approaching light and eliminates it with "intelligent" circuitry. And, less glare means less eyestrain and driver fatigue. Plus, your night driving vision stays sharp. In addition, the K31 Auto-Dimming Rear View Mirror comes with a self-calibrating digital display compass. The mirror even has an exterior thermometer that displays temps and ice warnings. As if that weren't enough, it's equipped with handy driver and passenger side map lights.

Auto Security

AUTO SECURITY
COMPUSTAR



DRONE
mobile

- Arm / Disarm
- Remote Start / Shutdown
- Trunk Release
- GPS Tracking
- Push Notifications
- Web Control
- Multiple Vehicle Control



CLIFFORD

For more than 20 years, Clifford has revolutionized vehicle security with the most innovative breakthroughs and sophisticated concepts in the industry.



WHELEN
ENGINEERING COMPANY INC

500 Series TIR6™ Super-LED®



LIN3™ Series Super-LED® Lighthead



Vertex™ Super-LED® Light



WHELEN
ENGINEERING COMPANY INC

Strobes & Beacons



ECCO® ECCO is the market leader in reversing safety equipment and amber warning lights for commercial vehicles. Worldwide, we service over 500 OEM and 1000's more aftermarket customers in a wide range of markets including material handling, mining, construction, towing, utilities, and municipalities.



Lightbar, 30 Series 60", amber, 12VDC, 840FPM, UPPER DECK, 4 rotators, 3 diagonal mirrors, STT, 2 rear worklights, LOWER DECK, integrated halogen Safety Director™



LED Lightbar, 10 Series 52", 14 module with integrated LED Safety Director™, low profile, 12VDC, quad flash, illuminates amber

CB Radios

Cobra

Cobra is giving professional drivers one more way to communicate safely and easily with the first-ever CB radio with Bluetooth technology - the new 29 LTD BT. The Bluetooth feature allows drivers a better way to have phone conversations on the road because calls from a mobile phone are synched with the CB radio.



The 29 LX features a modern aesthetic design with a selectable LCD color display in red, green, blue, or amber to complement the interior of any cab. The display also has customizable night and day settings to enhance readability in both very bright and very dark conditions. In addition, Cobra's latest CB Radio features a new clock/timer that enables drivers to track their on-time driving hours.

The 9460 Series 4-head power supply is feature-packed and built to withstand the toughest applications. Due to its unique heavy-duty design, the unit can be mounted anywhere on the vehicle, inside or out. The 9460-1 system comprises a 9460 power supply, four 9001C hide-away strobe tubes, and four 9915 15' cables.



ECCO's 6900 Series high profile strobes feature high intensity, SAE Class I light output and the choice of double or quad flash modes, in addition to patented i.beam LED technology that constantly monitors circuit board and flashtube performance on each flash cycle.



Work trucks face many more hazards and extreme conditions than the more common "Cowboy Cadillac's." DFW can outfit the front and rear of any truck, SUV, and even vans for the rugged "out there."



Grille Guards

Westin's Classic Grille Guard satisfies even the most demanding outdoor enthusiast, but you don't need to go off-road to appreciate this functional good-looking Grille Guard. Made of 1.25" diameter steel tubing with heavy-duty steel uprights which contour each vehicle's bumper with maximum strength. The rubber extruded pads provide extra protection and the outer hoops have been shaped to customize your vehicle's lines. Available in chrome plated or black powder coat finish.



Ranch Hand's Legend Grille Guard is the most popular heavy-duty grille guard on the market today. Ranch Hand grille guards give your truck or SUV that customized look while providing you excellent front end protection.



- Available in Textured Black Powder Coat or Chrome
- 1 1/4" One-Piece Tubular Ring Assembly
- Frame-Mounted Uprights
- Easy, No-Drill Installation
- Rubber Extrusions and Trim-top Caps are Securely Bolted to Uprights



Rear Bumpers

Ranch Hand's Sport back bumper is designed with the same unsurpassed quality and workmanship as the Legend series. This durable black powder coated bumper is made from formed channel and has diamond plated step plates and skirts. It comes standard with backup/work lights. Depending on the model, the end cap has a built in step and most makes and models retain factory reverse sensors. Do not exceed vehicle manufacturers recommended towing capacity. Factory receiver can be retained. Hammertone finish is an option.



Front Bumper Replacements



The Cattleman Front End Replacement LONGHORN SERIES is the toughest on the market. This traditional style gives the best possible protection available for the front end of your truck. The LONGHORNS sleek rugged look will make your truck stand out among others.

Ranch Hand's Front Bumper Replacements provide maximum protection for your vehicle. With the 4" schedule 40 pipe bumper, they're the toughest product on the market today. Comes standard with 2" receiver, sturdy frame mounting and a super polyester black powder coat finish.

The very features of a work truck, bigger tires and increased ride height, that allow you to carry heavier loads and navigate unimproved roads make it a lot harder to get in and out of. At DFW we have a huge selection of products to help take that next step up or out.



- Make entering and exiting your truck easier with Aries Step Bars
- Heavy duty Stainless Steel nerf bars
- Custom non-skid pad for safe stepping
- Choose standard 3" diameter Side Bars or beefy 4" Big Step bars
- Side Bars available in mirror-polished Stainless or Black Powder Coat (Big Step available in polished only)
- Easy, no-drill installation
- Lifetime Warranty on Polished models, 3-Year Warranty on Black



Custom Aries Oval Nerf Bars make your truck or SUV look like it just rolled off the showroom floor. Designed to complement your vehicle's trim, Aries Oval Side Steps come in 2 sturdy finishes: smooth black powder-coated carbon steel and highly-polished 304 stainless steel.



Westin Molded Running Boards are straight step style designs that are available in three universal lengths (72", 79", 93") and feature a cradle mounting technique. Molded Running Boards are made of an extruded aluminum base board and feature one-piece construction, step area grooves for secure footing, and are available in lighted or unlighted styles.



IRON CROSS

The Iron Cross Automotive Endeavour board is made from 304 stainless steel and hand polished to a mirror finish.



The Endeavour is also offered in a textured black powder coat that has endured 500 hours of salt spray testing for maximum rust protection. The Endeavour board has a new redesigned end cap and 5" wide raised step platforms.

MegaStep



- Features a 6 inch x 2 inch Anodized T-6 Aluminum "Oval" Step with a Satin Finish
- Vehicle-Specific Brackets Allow for Easy, No-Drill Installation
- Universal Board Lengths Fit a Wide Range of Vehicle Applications
- Large Step Pads are Constructed of a "No-Break" Polypropylene and can be positioned and attached to suit customer preference
- Brackets are Black Powder Coated High Strength Steel

Luverne's Grip Step is Great for Your Work Truck Applications



- Features a 7" x 2.5" Step Constructed of 5052-H32 Aluminum
- Durable Black Powder Coat Finish
- Features an Innovative Step Design for Added Traction and Safety
- Vehicle-Specific Brackets Allow for Easy, No-Drill Installation
- Brackets are Black Powder Coated High-Strength Steel
- Includes Stainless Steel Fasteners and Textured Black ABS Plastic End Caps



- Polished Stainless Steel Nerf-Step
- Main Bar Extends From Tire to Tire
- 14 Gauge 304 Marine Grade Stainless Steel
- Won't Yellow or Fade
- All Bolt On Design That Won't Flex
- Bar Is Positioned High & Tight For A Better Fit & Cleaner Look
- Main Bar Protects Truck From Road Debris
- Solid 1 Piece Construction (Non Modular Design)
- N-FAB Patented Drop Step Design
- Life Time Warranty on Product & Finish

DEEZEE

The Quality Truck Accessory People



Dee Zee Brite-Tread Running Boards - Get a step up into your vehicle while adding styling and protection. Constructed of heavy gauge Brite-Tread aluminum. Raised tread surface provides secure footing as you enter and exit. Sturdy bracing and hardware is coated to help prevent rust and keep your boards strong. Cab Section Only (matching bed section may be available). Custom Fit - some drilling may be required.

Fiberglass Running Boards

DFW Camper offers running boards painted to match all trucks and SUV's.



Though the Camper in our Corral may say otherwise, DFW works on vans. The fact is that we have always upfitted these vehicles and have a huge selection of products. From racks, to partitions to total tradesman packages, DFW does vans!



Ranger's extensive product line is constantly growing; providing you with solutions for updating your current vehicle; or outfitting your new work van or truck.



Shelving

Ranger's shelving and bin system is unique in the industry; it combines the strength and rigidity of aluminum extrusions with a solid substrate shelf base to give a shelf tray that is strong, lightweight and very quiet. Shelving and bin units are available in hundreds of different configurations of height and shelf depth.



Partitions

Ranger safety partitions provide a solid, secure barrier between the occupants of the van and the cargo. Built from heavy-gauge aluminum, they are designed for maximum impact resistance, and uphold a standard of safety set only by Ranger products.



Ladder Racks

Ranger ladder racks make loading and unloading ladders an easy one-person operation. Ranger cargo racks are pure function and usability with a huge weight carrying capacity. These durable, lightweight racks are made from rust-proof aluminum with stainless steel hardware, are powder-coated, have an attractive silver finish, and are protected by our 10 year warranty.



CRL "All Glass Look" windows are the perfect accent to aerodynamic van styling with dark solar privacy glass that goes into the edge of the pinchweld for a flush look.




WEATHER GUARD® Van Solutions offer a variety of roof racks to address every trade, every business, every need. Our standard designs accommodate ladders and long material — all the oversized items you need to carry. Conduit and pipe carriers ensure the right stock is always available. Our premium aluminum Quick Clamp Racks make oversized work materials easy to handle. Make your life simpler. Make your choice WEATHER GUARD Van Solutions.



EZ Glide System Racks

No more climbing your van before you climb your ladders. With just a twist of a lever, the EZ-GLIDE™ System delivers your ladder to the right spot for back-saving loading and unloading. And when the work is done, another twist is all it takes to have the ladder packed away and ready to roll. The quickest, easiest and safest drop-down ladder rack system available, the EZ-GLIDE System also has a long-lasting aluminum frame design and interlocking supports that ensure your ladders stay in place when stowed.



Quick Clamp Racks

Our Quick Clamp Racks are engineered to make loading and unloading your ladder an easy, one-person operation. Lean the front of the ladder against the front hook and swing the back up onto the rack. Close the gas spring assisted Quick Clamp and you're ready to roll.



Safari Racks

Excellent for hauling all types of materials, the Safari Rack easily accommodates 4-foot wide loads and distributes the weight evenly over eight cross members to protect the roof of the van. The OVAL RAIL DESIGN side rail is unique to WEATHER GUARD® Van Solutions.



masterack® COMMERCIAL VEHICLE EQUIPMENT

When it comes to choosing high quality, professional grade commercial vehicle equipment, Masterack is an industry leader with over 40 years of experience in product design, manufacturing, and installation. Our large selection of steel and composite van interiors, pickup equipment, ladder racks, and accessories are available as pre-designed trade packages or can easily be mix-and-matched to customize your vehicle.



Trade Packages

It doesn't matter what trade you are in, the professionals at Masterack have you covered. Choose from the following pre-designed trade packages, and then add accessories such as ladder racks and safety equipment to complete the perfect workshop-on-wheels.

Ladder & Utility Racks

Masterack has a ladder rack for every type of commercial van, plus accessories to customize a package to your particular need. Choose from the original Masterack Locking Rack, the ergonomic Slide-Down Rack, the effortless PowerRack, or the economical heavy-duty Utility Rack.



Steel Modules & Components

Start here to mix-and-match modules and custom design your own van interior. Select from a variety of sizes and combinations for any work van. Keep tools and parts securely in place with lockable cabinets and drawers. View the layout guide for the recommended fit to your vehicle, and remember to add job specific trade accessories to complete your van package.




Wall Liners

Wall liner packages protect valuable cargo and keep vans looking new. Molded-to-fit wall panels and wall insulation control climate and road noise. Cargo management solutions are available for use with most wall liner packages.



Little things can make a big difference. Maximize your storage options with WEATHER GUARD® Accessories.

Window Screens



Van Floor Mats



Cab Partitions

Cab Partitions can provide additional protection from sliding and shifting cargo, as well as cargo theft. Choose from Masterack's full line of steel, lightweight composite and wire partitions. Don't forget to add safety accessories such as first aid and reflector kits, which can be mounted to the partition for easy accessibility.



Penda Van Liners bring a stronger enclosure for commercial applications. Kits include all panels to cover side walls only. Also includes all mounting hardware. They maintain a flat enclosure profile while bringing added support and strength.





DFW can outfit your hauling needs from the hitch to the trailer. From receiver hitched, to fifth wheel, gooseneck hitches and brake controllers, we can get you hooked up. DFW also offers a variety of trailers from Streme and Carry On.



CURT hitches feature closed-end-main bodies to prevent rusting from the inside out. Precision robotic welding ensures strength and superior fit. Finally, the CURT powder coat finishing process is a step above the rest.



Brake Controllers

Triple-axis motion sensing for highly responsive, smooth stops. Compact size. Automatic leveling and calibration - No setup required. Automatically adjusts brake output when going up or down a hill. Sensitivity adjustment for varying trailer loads or driving conditions. Compatible with anti-lock brakes and cruise control.

Fifth Wheel Hitch

Whether you're towing cross country or hitting the family campground, 5th wheel trailers offer superior comfort, towing, and construction. Combine these amenities with a CURT 5th wheel hitch and you have the most well designed, problem free rig on the road!



Gooseneck Hitch

CURT has a full line of gooseneck systems for just about every truck on the road. Choose from multiple styles including fifth wheel rail mounted gooseneck hitches. Round out your setup with CURT Gooseneck replacement parts and accessories.



Along the way we've built a reputation for innovative design solutions executed with the highest quality workmanship and materials. While our competitors may assemble foreign-bought parts in the US, a B&W hitch is built from start to finish in our state-of-the-art facility here in the heartland. We utilize the latest computer controlled technology available, including robotic welding, but it takes more than equipment to build a B&W hitch. We truly believe that it's the skill and dedication of a craftsman that makes the difference in our products. Tow with confidence - Tow with B&W.

A hitch when you need it... a level bed when you don't.

B&W Turnoverball™ Gooseneck Hitch converts to a level bed in seconds.



- Solid, machined 2 5/16" ball
- Durable powder-coat finish
- Only a 4" hole in the bed
- Bolts to existing holes in the frame with no drilling or welding
- Solid, one-piece machined receiver socket
- Flexible latch pin handle attached to a spring loaded, 5/8" steel locking pin that goes completely through the ball
- Limited lifetime warranty

16K Heavy Duty Receiver Hitch



- Three Piece Interlocking Design
- Six Point Frame Mount
- Grade 8 Mounting Hardware
- Boxed for Product Protection and Easier Shipping
- Durable, High Gloss Powder Coated Finish
- Steel Gusset with Safety Chain Openings
- 2" Receiver Tube
- Includes Trailer Plug Bracket



Gooseneck Hitch

A gooseneck hitch is designed for use in a pickup truck and is similar to a Fifth Wheel hitch. The difference between the two is that the gooseneck uses a ball and coupler versus a kingpin and fifth wheel hitch. Typically, the trailers that are most commonly used with a gooseneck hitch are horse and livestock trailers.

Fifth Wheel Hitch

Designed for durability, Draw-Tite Fifth Wheel Hitches are recognized across the industry for their leadership in design innovation, manufacturing quality, and advanced features, providing a great overall towing experience, and many years of reliable service. Draw-Tite Fifth Wheel Hitches deliver a secure and trouble-free towing experience.



The most trusted name in trailer hitches, Draw-Tite has been at the forefront of trailer hitch design and engineering since their first products were delivered in 1946. Every one of Draw-Tite's wide range of designs and specialized equipment benefits from a long legacy of research and manufacturing that is unmatched in the industry.

Class I | Class II | Class III | Class IV | Class V





When you're looking for car haulers, gooseneck trailers, utility trailers, landscape trailers, trash trailers, flatbed trailers, or a custom trailer you won't find a better fit than a hard working, light towing trailer from Streme Manufacturing, Inc.

Utility Trailer

Our utility trailers are designed for multiple uses - whether towing ATVs, PWCs, motorcycles, yard machines, and much more. The Utility Trailer can be customized to your specifications and made in custom sizes. It is equipped with loading ramps that store conveniently underneath. Utility trailers are for both commercial and personal hauling work. Our custom-made utility trailers are equally beneficial for homeowners as well as for contractors. For country roads or highways, all utility trailers ensure safe and rugged trailer operations.



Flatbed Trailer

We have many different flatbeds on hand from several high quality trailer manufacturers. We can fill your hauling needs, providing you with trailers for everything from moving your golf cart or lawnmowers to moving your farm machinery or construction equipment. Here's an example of the many styles of flatbed trailers we offer.



Gooseneck Trailer

Our Gooseneck Trailers are built of heavy commercial grade materials. Some similarly styled trailers are built of light weight materials that are not intended for everyday heavy-duty use. When considering a Gooseneck trailer, consider things such as your budget, purpose, weight to be pulled, physical size of expected loads, turning radius, stability requirements (especially with possibly shifting loads), etc. and then let us help match or build the right Gooseneck Trailer to your needs.



Carry-On Trailer Inc. manufactures utility and enclosed trailers along with associated trailer parts. Although we show a variety of trailer options and parts, not all of our current trailers and/or options are being displayed. Specifications and options are subject to change without notice to the wishes of our wholesale dealer.

V-Nose Enclosed Trailer

- Plywood Flooring
- 2" A-Frame Coupler with Safety Chains
- 3,500 LB. Axle
- 2,000 LB. Top Wind Jack
- Aluminum Fenders
- 4-Way Flat Electrical Plug
- Galvalume Steel Roof
- Luan Interior Walls
- Aluminum Siding
- Front Stone Guard
- Sporty Rear Aluminum Dressing
- Long Life LED Tail Lights
- All Trailers Meet or Exceed all Government Regulations and Industry Standards





Work trucks and vans are often asked to carry loads that challenge their suspension that has been lightened to give a smoother ride (when unloaded). DFW offers several products to keep your vehicle riding level when under load, to help handling and safety.



Hellwig is a proven company in business for over 60 years. Hellwig Products are precision engineered and 100% American made at our ISO9001 certified facility in Visalia, CA.



Helper Springs

Our value line-up of Hellwig Helper Springs; these units pack a lot of capability in every box. Packaged complete with the same heavy duty powder coated and plated components, hardware and installation instructions as our heavy duty helper spring products, these kits are designed for the vehicle that needs lighter assist in carrying the load. Simple bolt on design using common hand tools provide the installer ease of installation and the vehicle owner hassle free use. Ideally suited for light towing and loads, these units are fully adjustable with the heavy duty u-bolts included in the kit using simple hand tools. If your tow and haul needs change, simply adjust the heavy duty u-bolts to suit the new requirement. Once installed and adjusted, you are free to haul and/or tow a multitude of equipment and commodities with greater control and stability. Manufactured with heat treated ASTM 5150 alloy spring steel in our California based facility, these units can increase your vehicle's level load carrying capacity up to the manufacturer's Gross Vehicle Weight Rating



Heavy Duty Load Control

The newest additions to the Hellwig line-up of tow and haul products. Offering better handling and control under heavily loaded conditions, these kits increase stability and control, reduce bottoming, and provide the ability to level the heaviest loads from left to right and front to rear. Featuring an air spring with superior ride quality, this unit softens typical loaded ride conditions by transferring load from the vehicle's leaf spring to the Hellwig Air Spring. Hellwig Air Springs offer longer suspension travel, ease of adjustment, simple installation, and years of heavy-duty load control.

Firestone

The Original Air Spring

Firestone Industrial Products was the first manufacturer to patent the air spring. Today, we engineer and manufacture each product to provide years and thousands of miles of trouble-free service. In fact, Firestone air springs often outlast other maintenance items on your suspension, such as bushings, shocks, leveling valves or regulators.



Air Lift Company has been developing air spring suspension products for more than 60 years. The original product, a rubber air spring inserted into a car's factory coil spring, was developed and patented in 1949. Today, Air Lift is a leader in aftermarket air suspension products and has won more SEMA awards for air spring development than any other company.

Air Lift Ride Control Air Spring Kits and Air Bags

LoadLifter 5000 kits are Air Lift's heaviest-rated air spring kits, specifically engineered for hauling or towing heavy loads. Rugged and durable, these superior air springs are constructed from ultra high-strength composite nylon and reinforced by 2-ply fabric. Built like a tire, LoadLifter 5000 air springs are strong as steel but are lighter and corrosion proof. These air springs are designed to fit popular vehicles like 3/4 ton and one-ton pickup trucks, motor homes, commercial trucks and other severe uses.



Your fleet is your brand. Your vehicles are rolling billboards out on the road for your company every single day... they have to look right! We can apply your company decals, graphics, or vehicle lettering to your specifications. We can also arrange for vehicle wraps partial to full. Let DFW help you make your mark!



Don't want to be caught in the rear view? Customized vehicle wraps from DFW will keep you miles ahead of the competition! Vehicle wrapping is one of the fastest growing mediums in advertising and will give you an outstanding return on investment, compared to other media. Virtually every American travels in a vehicle each week as either a driver or a passenger - so your odds of being noticed as a moving billboard are very good, especially with quality vinyl vehicle graphics. That's a Wrap!

At DFW, our team of highly trained professionals will work with you to determine the best and most cost-effective solution to turn your company vehicle into a high-impact advertisement.

A simple, yet extremely effective, form of advertising is using your own fleet. Employ your company's sale or service vehicles to start working as hard for you as the people driving them. From simple truck door lettering to vivid logos and giant images, our custom department has what it takes to help bring in more business to your company.



The style and type of graphic that can be applied to your fleet boost awareness and marketing power for your particular product or service. And DFW's graphics are unique to you and your business, to increase your visibility and separate you from the competition!

Think about the time your trucks spend on the road - whether on a job, picking up material, or grabbing lunch - your custom fleet wrap is out there letting prospective customers know about your business. Your vehicle graphics can generate up to 16 million impressions a year!



DFW Camper
Corral
THE TRUCK EQUIPMENT STORE

COMMERCIAL WORK TRUCK & VAN EQUIPMENT UPFITTING

Four Convenient Locations!

**Our new Arlington Retail Store, Company
Warehouse and Corporate Headquarters**



DFW ARLINGTON
1450 Interstate 20 (I-20 at Collins)
817-461-8663



DFW DALLAS
11600 N. Stemmons (Forest Lane at I-35E)
972-241-6443

www.DFWCamper.com



DFW FORT WORTH
5409 Airport Frwy. (Between Haltom & Hickory)
817-222-0800



DFW MESQUITE
4789 Interstate 30 (I-30 at Big Town Blvd.)
214-327-6848

ALL ROADS LEAD TO DFW